



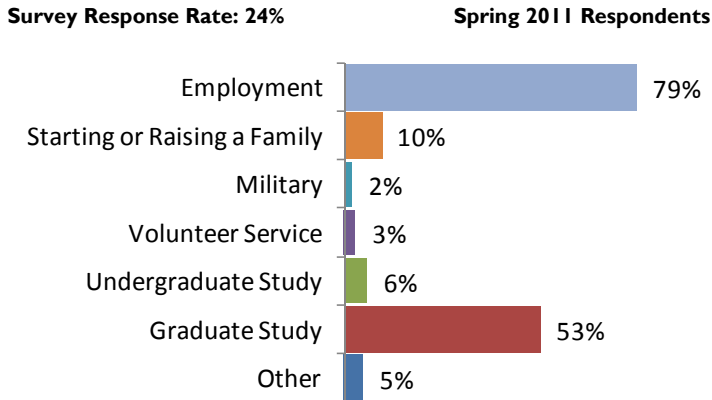
The **Office of Institutional Research & Policy Analysis** (IRPA) is committed to collecting, organizing, maintaining, interpreting and disseminating relevant data to support the University's academic and non-academic management, operations, decision making and planning functions, as well as overall assessment of institutional effectiveness.

# VSA COLLEGE PORTRAIT HIGHLIGHTS

## Voluntary System of Accountability — The College Portrait

The Voluntary System of Accountability (VSA) creates an “apples-to-apples” comparison across the nation. YSU participates in the VSA and the College Portrait, which is a program run by a nationwide consortium of colleges and universities. The performance of each VSA school is evaluated on a wide range of measures, allowing the public to compare the data with other schools around the country. Ohio is one of the first states to have all its public universities participate as a system. The College Portrait website for YSU is located at: <http://www.collegeportraits.org/OH/YSU/>

### Future Plans of Bachelor’s Degree Recipients



Note: Students may choose more than one future plan

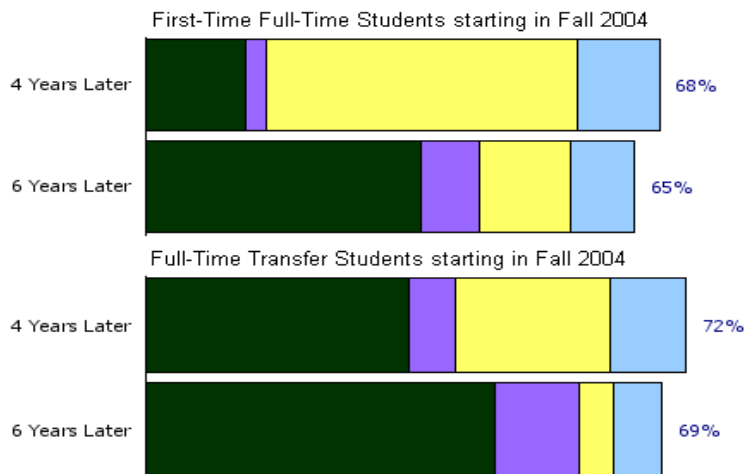
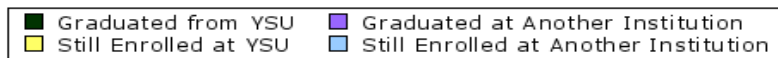
### Academic Preparation of New Freshmen — Fall 2010

Middle 50% of Test Score Range	ACT	SAT
<b>Composite</b>	<b>17 - 23</b>	
<b>Math</b>	<b>16 - 23</b>	<b>410 - 530</b>
<b>English</b>	<b>15 - 22</b>	
<b>Critical Reading</b>		<b>400 - 520</b>

50% of admitted students have test scores within the ranges listed, 25% have scores above, and 25% have scores below

High School Background	
Percent in top 25% of High School Graduating Class	22%
Percent in top 50% of High School Graduating Class	52%
Percent of New Freshmen who submitted HS Class Rank	88%
Average High School GPA (4-point scale)	2.86
Percent who submitted High School GPA	93%

## Undergraduate Success and Progress Rate



The 68% four-year or 65% six-year success and progress rate means that 68% or 65% of students starting in Fall 2004 either graduated or are still enrolled at a higher education institution four years later or six years later, respectively.

Counts for the Fall 2004 entering class shown in the graph above:

1,860 First-Time, Full-Time Students      435 Full-Time Transfer Students